

Comprehensive Economic Development Strategy (CEDS)

2020 ANNUAL UPDATE

Prepared for the Economic Development Agency (EDA)
By the Northwest Tennessee Development District (NWTDD)



**Northwest Tennessee
Development District**

REGIONAL PLANNING
POST OFFICE BOX 963
MARTIN, TN 38237-0963
731-587-4213
WWW.NWTDD.ORG

The NWTDD 2020 Annual Update analyzes the current economic conditions of the Northwest Tennessee region and serves as an update on the region's progress towards reaching regional goals and objectives, outlined in the 2017 CEDS 5-Year Update.

TABLE OF CONTENTS

Introduction.....	3
Comprehensive Economic Development Strategy (CEDS)	3
2020 CEDS Annual Update.....	3
Northwest Tennessee Development District (NWTDD).....	4
2020 NWTDD Highlights	5
Adjustments to the 2017 CEDS	9
Northwest Tennessee Development District Board & Staff.....	9
COVID-19 and Economic Impacts	9
Supplemental EDA Award for Economic Development districts	10
Economic Development Key Areas of Focus.....	10
Goals & Evaluation Framework	10
Integration with State, Regional, and Local Economic Development Organizations	11
Evaluation of Progress.....	12
Progress on Implementation of the 2017 CEDS 5-Year Update.....	12
NWTDD Mission	12
Economic Development Key Areas of Focus.....	12
Goals & Evaluation Framework	13
Key Economic Performance Indicators	14
TRACKING TENNESSEE'S ECONOMY	14
Northwest Tennessee Infrastructure Needs List.....	24-34

INTRODUCTION

COMPREHENSIVE ECONOMIC DEVELOPMENT STRATEGY (CEDS)

The Comprehensive Economic Development Strategy (CEDS) is a regionally-owned planning process designed to build capacity and guide economic growth and the resiliency of a region.

CEDS is a program of the United States Department of Commerce Economic Development Administration (EDA). The Public Works and Economic Development Act of 1965 (PWEDA) requires federally designated “Economic Development Districts”, such as the Northwest Tennessee Development District (NWTDD), to develop and maintain a CEDS in order to (1) establish a regional economic development strategy, and (2) maintain the region’s eligibility for EDA grant competition and programs. The program requires annual updates of the CEDS as well as a full re-write of the CEDS at least every five years.

The Comprehensive Economic Development Strategy (CEDS) document is a significant component of remaining a designated Economic Development District (EDD). Continued eligibility of the Northwest Tennessee Development District is based upon completing an update of the CEDS, in conformance with 13 CFR Chapter III §303.6, every 5 years (at minimum) and submitting a supplemental annual report for all other years. In 2017, NWTDD submitted its 2017 CEDS 5-Year Update to the EDA, which can be found on NWTDD’s website: www.nwtdd.org.

2020 CEDS ANNUAL UPDATE

The following Annual Update demonstrates the progress made by the region over the past year in the execution of strategies called for in the 2017 CEDS 5-Year Update. The update involved the work of committed individuals from both the private and public sector who desire to support the continued, positive growth of the Northwest Tennessee region. As required by the CEDS program, this strategic plan “is designed to bring together the public and private sectors in the creation of an economic roadmap to diversify and strengthen the regional economy.”

NWTDD is pleased to submit its 2020 CEDS Annual Update to the EDA.

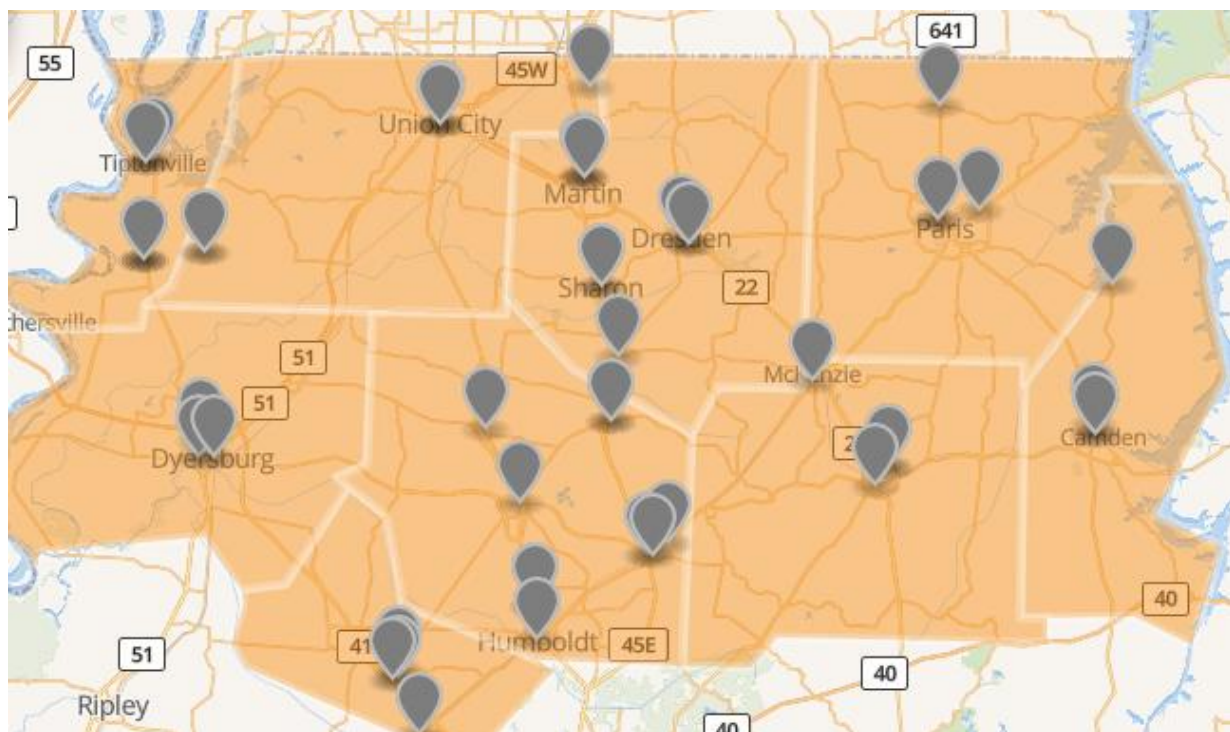
NORTHWEST TENNESSEE DEVELOPMENT DISTRICT (NWTDD)

The NWTDD was founded in 1971 to provide planning, technical assistance, and staff support to local government, and to help develop projects and programs that benefit the communities, industries, and citizens in Northwest Tennessee. To this day the district planning office is the only source most counties and communities have available for technical assistance or planning.

The District concerns itself with the total social, economic, and environmental well-being of the Northwest Tennessee area. The NWTDD provides a network for technical assistance and resources in response to requests from local governments, nonprofits, and communities in our District. The goals are: to assist local governments, nonprofits, and communities in researching, obtaining, and administering State, Federal, and private funding; to bring together as many resources as possible in an effort to keep senior citizens active, healthy, and in an independent living setting; and to enhance the overall quality of life in Northwest Tennessee for all citizens.

NORTHWEST TENNESSEE DEVELOPMENT DISTRICT

Benton, Carroll, Crockett, Dyer, Gibson, Henry, Lake, Obion, and Weakley



2020 NWTDD HIGHLIGHTS

This section provides a high-level overview of the projects, accomplishments, and ongoing activities of the Northwest Tennessee Development District (NWTDD) in 2020.

COMMUNITY DEVELOPMENT BLOCK GRANTS

MUNICIPALITY	PROJECT TITLE	PROJECT AMOUNT	GRANT AMOUNT
Rutherford	Water System Improvements	\$1,160,032	\$420,032
Ridgely	Wastewater System Improvements	\$666,126	\$477,450
Gibson County	Fire Trucks Acquisition	\$390,000	\$ 315,000
Gleason	Wastewater Improvements	\$297,120	\$276,322
McKenzie	Wastewater Improvements	\$636,706	\$525,000
Atwood *	Lift Station Repairs	\$288,500	\$ 248,110
Big Sandy *	Sewer System Improvements	\$301,000	\$279,930
Henry County *	Fire Service Improvements	\$518,500	\$420,000
Hollow Rock *	Fire Gear Acquisition	\$ 116,350	\$102,388
Kenton *	Sewer System Improvements	\$370,096	\$310,881
Weakley County *	Emergency Communications Project	\$ 322,150	\$273,828
Sharon *	Well Replacement	\$ 580,140	\$350,000
Totals		\$5,646,721	\$3,998,941

* Awarded This Year * Job Creation Numbers are future figures

HOUSING: TENNESSEE HOUSING DEVELOPMENT AGENCY (THDA)

EMERGENCY REPAIR PROGRAM: JULY 2019-JUNE2020

MUNICIPALITY	HOUSES REPAIRED	GRANT AMOUNT
Benton	4 houses	\$26,970.00
Carroll	6 houses	\$50,152.21
Crockett	4 houses	\$39,877.78
Dyer	4 houses	\$33,350.00
Lake	2 houses	\$19,550.00
Henry	7 houses	\$61,944.53
Gibson	5 houses	\$31,867.49
Obion	1 house	\$10,675.00
Weakley	1 house	\$3,200.00
Totals	34 houses	\$277,587.01

TN HOUSING DEVELOPMENT AGENCY (THDA) TECHNICAL ASSISTANCE GRANT

NWTDD received housing funds from THDA's Technical Assistance Grant: \$18,802.00

THDA HOME GRANTS

Promoting the production, rehabilitation of affordable single-family housing.

MUNICIPALITY	YEAR	GRANT AMOUNT
Milan	2019	\$500,000.00
Dyer	2020	\$500,000.00
Paris	2020	\$500,000.00
Union City	2020	\$500,000.00

DELTA REGIONAL AUTHORITY GRANTS

MUNICIPALITY	PROJECT TITLE	PROJECT AMOUNT	GRANT	PRIVATE INVESTMENT	JOB CREATION
Bells	Crockett County Training Center	\$886,000	\$206,000		350
Martin	Industrial Access Road Serving MTD Manufacturing Expansion	\$10,850,000	\$850,000	\$10,000,000	400
Milan/Gibson County	Rail Spur Serving Hargett Materials in Milan TN	\$2,218,039	\$218,039	\$2,000,000	40
Rives	Flood Mitigation Serving the Town of Rives	\$221,000	\$221,000	0	0
Tiptonville *	Lake Co Industrial Site Improvements	\$1,500,000	\$1,500,000	18,000,000	100 +
Crockett County *	Materials for Water Line Extension and Turning Lane	\$337,865	\$ 125,300	\$43,000,000	50
Sharon *	Well Replacement	\$ 580,140	\$100,000	0	0
Totals		\$16,593,044	\$3,220,339	73,000,000	940 +

* Awarded This Year

* Job Creation Numbers are future figures

HISTORIC

The Historic Preservation Planner Position was awarded to NWTDD: \$36,000 (Match \$24,000)

The City of McKenzie, Weakley County, was assisted with a Preservation Grant to update their design guidelines.

Award: \$6,000.00 (match of \$4,000.00)

The Mt. Zion Worship Center in Bradford, Gibson County, was assisted with a Preservation Grant.

Award: \$24,000.00 (match of \$16,000.00)

TENNESSEE HOME RENOVATION LOAN PROGRAM (TRLP)

LOAN AMOUNT	LOAN STATUS
\$25,000.00	Complete
\$25,000.00	Complete
\$25,000.00	Pending
\$25,000.00	Pending

TENNESSEE TOURISM ENHANCEMENT GRANT

PATSY CLINE MEMORIAL SITE IMPROVEMENTS		
MUNICIPALITY	PROJECT	GRANT
Benton County	\$100,000+	\$75,000

SOLID WASTE GRANTS

Completed nine Solid Waste Annual Progress Reports and District-Wide Needs Assessment.

CLOSED SOLID WASTE GRANTS		
MUNICIPALITY	PROJECT	GRANT
Carroll County	Used Oil	\$9,500.00
Crockett County	Convenience Center	\$48,848.00
Henry County	Recycling Equipment	\$45,550.00
Lake County	Convenience Center	\$25,200.00
Obion County	Waste Reduction	\$45,733.00
Totals		\$174,831.00

LOCAL PARKS & RECREATION FUND

MUNICIPALITY	PARK PROJECT	PROJECT AMOUNT	GRANT AMOUNT
Humboldt	Park Improvements to 6 Parks	\$996,750	\$498,375
Paris	Large Splash Pad	\$1,500,000	\$500,000
McKenzie	Park Improvements to 3 parks	\$120,000	\$60,000
Totals		\$2,616,750	\$1,058,375

COMMUNITY PLANNING

A fee-based planning service providing zoning and subdivision regulation assistance to local building officials, planning commissions, zoning boards, legislative bodies, and communities.

PLANNING SERVICES ARE CURRENTLY BEING PROVIDED TO:

Carroll County
Crockett County
Dresden
Dyer County

Humboldt
Huntingdon
Lake County
Martin

Medina
Union City

TENNESSEE DEPARTMENT OF TRANSPORTATION (TDOT) &
RURAL PLANNING ORGANIZATION (RPO) PROJECTS

The Northwest RPO is working with TDOT to complete the Northwest Tennessee Rural Regional Plan, which will be incorporated into TDOT's 25 Year Plan.

CURRENT TDOT GRANTS

MUNICIPALITY	PROJECT	PROJECT AMOUNT	GRANT AMOUNT
Martin	Bicycle & Pedestrian Improvements	\$940,526	\$893,000
Paris	Pedestrian Improvements	\$1,000,000	\$950,000
Dresden	Transportation Planning Grant	\$125,000	
Totals		\$2,065,526	\$1,843,000

TDOT GRANTS IN APPLICATION PHASE

MUNICIPALITY	PROJECT	PROJECT AMOUNT	GRANT AMOUNT
Benton County	Pedestrian Improvements - MMAG	\$1,000,000	\$950,000
Camden	Pedestrian Improvements - MMAG	\$1,000,000	\$950,000
Big Sandy	Pedestrian Improvements - MMAG	\$1,000,000	\$950,000
Camden	Pedestrian Improvements – TAP	\$729,500	583,600
Totals		\$3,729,500	\$3,433,600

EDA CARES ACT FUNDING

SUPPLEMENTAL EDA AWARD FOR ECONOMIC DEVELOPMENT DISTRICTS
- DISASTER ECONOMIC RECOVERY COORDINATORS -

As part of EDA's CARES Act Recovery Assistance, EDA invited the NWTDD to apply for a supplemental award to help respond to the unusual and compelling urgency of the COVID-19 pandemic and future disasters. A supplemental financial assistance award of \$400,000.00 was granted to the NWTDD to aid in response, mitigation, recovery, and resiliency programs over a 24 month period of performance. NWTDD has hired 2.5 Disaster Economic Recovery Coordinators to coordinate the efforts supported by the supplemental EDA Award.

PENDING EDA CARES ACT FUNDING – LAKE COUNTY INDUSTRIAL SITE IMPROVMENTS

Tiptonville was assisted in applying for a CARES ACT Grant, in the amount of \$625,000, for industrial site improvements to the Tiptonville Port and Lake County Industrial Park project.

ADJUSTMENTS TO THE 2017 CEDS

The economic conditions of the region have been largely unchanged since the 2017 CEDS 5-year Update, with the exception of the impacts of the global COVID-19 pandemic in 2020. The full effects of the ongoing pandemic have not been fully realized at this time. Data collection efforts in 2020 have been severely slowed and hindered by the pandemic. Future CEDS Annual Updates will include an expanded focus on the impacts of COVID-19 and disaster recovery/resiliency planning.

This section highlights necessary adjustments made to the 2017 CEDS 5-Year Update.

NORTHWEST TENNESSEE DEVELOPMENT DISTRICT BOARD & STAFF

Northwest Tennessee Development District (NWTDD) is an association of 47 municipalities and nine counties (Benton, Carroll, Crockett, Dyer, Gibson, Henry, Lake, Obion, and Weakley County) organized to advocate and promote economic and community development in the region.

Currently, the district office employs 30 full-time and 5 part-time persons and many other persons, full-time and part-time through the Area Agency on Aging administered contracts. A 59 member Board of Directors composed of nine county mayors and forty-seven city/town mayors in our district and 3 members-at-large governs the District. The Executive Committee is comprised of the nine County Mayors and three Members-At-Large.

COVID-19 AND ECONOMIC IMPACTS

In 2020, the Coronavirus (also known as COVID-19) was declared a global pandemic. President Donald Trump declared a public health emergency under the Public Health Service Act in January and declared a nationwide public health emergency in March.

In March, 2020, Governor Lee declared a state of emergency in Tennessee to facilitate the treatment and containment of COVID-19. In April, 2020, Governor Lee issued a safer at home order, which mandated non-essential community members to remain at home through the end of April. As of November, 2020, cases continue to rise. Governor Lee has extended an executive order allowing Tennessee local governments to require face coverings in public through the end of 2020. Four of the nine counties in the District have enacted mask mandates.

COVID-19 has resulted in the closure of businesses and schools, the cancellation of major events throughout the spring/summer/fall, and ongoing restrictions that have negatively impacted all of the communities in Northwest Tennessee.

Economic recovery from the global pandemic in Northwest Tennessee will take several years and require special attention from the NWTDD. At this time, it is unclear what the full impacts of COVID-19 will be on the local and regional economies. The NWTDD is committed to monitoring COVID-19's impact and building our communities back stronger than ever.

SUPPLEMENTAL EDA AWARD FOR ECONOMIC DEVELOPMENT DISTRICTS

In May, 2020, the CARES Act Recovery Assistance initiative and the Economic Development Administration (EDA) invited the NWTDD to apply for a CARES Act Supplemental EDA Award to prevent, prepare for, and respond to current and future disasters. NWTDD was awarded \$400,000 to assist the region with the COVID-19 response and to develop a Disaster Recovery/Resiliency Economic Development Plan tied to the current CEDS plan.

NWTDD has hired 2.5 Disaster Recovery Coordinators to carry out the grant over a 24 month period. The Disaster Recovery Coordinators will work to identify impacted areas, encourage collaboration among community leaders, outline strategies, and locate sources of funding for mitigation, recovery, and resiliency projects in our development district.

Future CEDS Annual Updates will include an expanded focus on the impacts of COVID-19 and disaster recovery/resiliency planning.

ECONOMIC DEVELOPMENT KEY AREAS OF FOCUS

The following areas of focus were identified in the 2017 CEDS SWOT Conclusions, and clarified/expanded for the 2020 Annual Update:

1. **Stagnant Population:** Promote Quality of Life and Livability that Spurs Population Growth;
2. **Education Level:** Enhance Secondary, Post-Secondary, and Vocational Education Programs;
3. **Per Capita Income:** Attract Higher Paying Jobs using Workforce Development Initiatives;
4. **Skilled Workforce:** Increase Availability of Professional and Skilled Workforce;
5. **Industry Diversification:** Support the Needs of Current, New, and Emerging Businesses;
6. **Payroll Employment:** Attract Innovative and Professional Level Industries;
7. **Disaster Recovery:** Aid Disaster Response, Recovery, and Resiliency Efforts (added in 2020);

GOALS & EVALUATION FRAMEWORK

The following goal is being added to the Goals and Evaluation Framework identified in the 2017 CEDS 5-Year Update.

NEW CEDS GOAL

-
- Assist disaster and pandemic mitigation, recovery, and resiliency efforts.
(added in 2020)
-

INTEGRATION WITH STATE, REGIONAL, AND LOCAL ECONOMIC DEVELOPMENT ORGANIZATIONS

The NWTDD recognizes that in addition to efforts and activities initiated by the Economic Development District, collaboration and coordination with state, regional, and local economic development efforts is crucial to the full implementation of the CEDS. The NWTDD would like to thank and will continue to participate in the efforts of other economic development organizations throughout the region including, but not limited to, the following:

-
- **Delta Regional Authority (DRA);**
 - **Tennessee Valley Authority (TVA);**
 - **West Tennessee Industrial Association (WTIA);**
 - **Tennessee Department of Economic & Community Development (TNECD);**
 - **United States Department of Agriculture (USDA) Rural Development;**
 - **Tennessee Department of Health;**
 - **Tennessee Department of Labor and Workforce Development;**
 - **West Tennessee Rural Planning Organization (WTRPO);**
 - **Tennessee Department of Transportation (TDOT);**
 - **Tennessee Department of Environment and Conservation (TDEC);**
 - **United States Department of Housing and Urban Development (HUD)**
 - **Tennessee Housing Development Agency (THDA);**
 - **Northwest Tennessee Regional Port Authority;**
 - **Tennessee Arts Commission;**
 - **University of Tennessee at Martin;**
 - **Bethel University;**
 - **Dyersburg State Community College;**
 - **Tennessee College of Applied Technology;**
 - **Jackson State Community College;**
 - **Local Economic Development Boards;**
 - **Local Industrial Development Boards;**
 - **Local Chambers of Commerce;**
-

EVALUATION OF PROGRESS

PROGRESS ON IMPLEMENTATION OF THE 2017 CEDS 5-YEAR UPDATE

This section provides direction for the regional economy and presents tangible steps the Commission can take to move towards the regional vision (e.g. a plan of action). Performance measures are provided to gauge the success of regional economic development efforts over time.

NWTDD MISSION

The Northwest Tennessee Development District provides a network for technical assistance and resources in response to requests from local communities in our District. The Development District concerns itself with the total social, economic, and environmental well-being of the area.

The NWTDD's goals determined by NWTDD leadership and Board of Directors are:

- To assist local governments in researching, obtaining and administering State and Federal funding;
- To enhance the quality of life in Northwest Tennessee;
- To bring together as many resources as possible in an effort to keep senior citizens active, healthy, and in an independent living setting.

ECONOMIC DEVELOPMENT KEY AREAS OF FOCUS

Addressing these areas of focus are pivotal to the economic development of Northwest Tennessee and should be used to guide planning efforts within the region and NWTDD activities.

-
1. **Stagnant Population:** Promote Quality of Life and Livability that Spurs Population Growth;
 2. **Education Level:** Enhance Secondary, Post-Secondary, and Vocational Education Programs;
 3. **Per Capita Income:** Attract Higher Paying Jobs using Workforce Development Initiatives;
 4. **Skilled Workforce:** Increase Availability of Professional and Skilled Workforce;
 5. **Industry Diversification:** Support the Needs of Current, New, and Emerging Businesses;
 6. **Payroll Employment:** Attract Innovative and Professional Level Industries;
 7. **Disaster Recovery:** Aid Disaster Response, Recovery, and Resiliency Efforts (added in 2020);
-

GOALS & EVALUATION FRAMEWORK

These goals will be used to guide economic development planning efforts within the region and Commission activities. Goals were organized into the following categories, determined by the CEDS Committee during the 2017 CEDS 5-Year Update:

-
- Foster cross-county consensus on regional transportation projects leading to more efficient, cost effective, and safer tourism and trade.
 - Increase viability of air and water freight within the region.
 - Increase retail and accommodations along major interstates.
 - Increase variety of employment sector opportunities.
 - Utilize long-term planning to improve conditions, strategies and problem solving capabilities in our region to stay economically competitive with other regions.
 - Assist in the improvement of community infrastructure to provide for new economic growth, as well as to support existing businesses.
 - Encourage the importance of land use planning in stimulating and directing economic development.
 - Work with and assist economic development professionals in our region.
 - Encourage local economic and community development initiatives by providing technical support, offering facilitative services, and coordinating resources for individual communities, groups, and projects.
 - Facilitate and participate in regional networking activities in an effort to foster public/private relations.
 - Maintain the most current and relevant demographic and economic data available, and inform communities that this information is available.
 - Assist disaster and pandemic mitigation, recovery, and resiliency efforts. **(added in 2020)**

KEY ECONOMIC PERFORMANCE INDICATORS LABOR FORCE, EMPLOYMENT, UNEMPLOYMENT, & RETAIL SALES

Tracking Tennessee's Economy research is conducted by Dr. Murat Arik, director of the Business and Economic Research Center at MTSU in partnership with the Tennessee Advisory Commission on Intergovernmental Relations (TACIR).

A majority of counties saw a 100% increase in the number of unemployment claims in April and May, at the start of the pandemic quarantine period. Unemployment numbers continue to recover but remain high compared to the pre-COVID-19 period. Sales tax collections dipped in April but remained largely unchanged through August, due in part to the issuance of stimulus checks in April.

TRACKING TENNESSEE'S ECONOMY

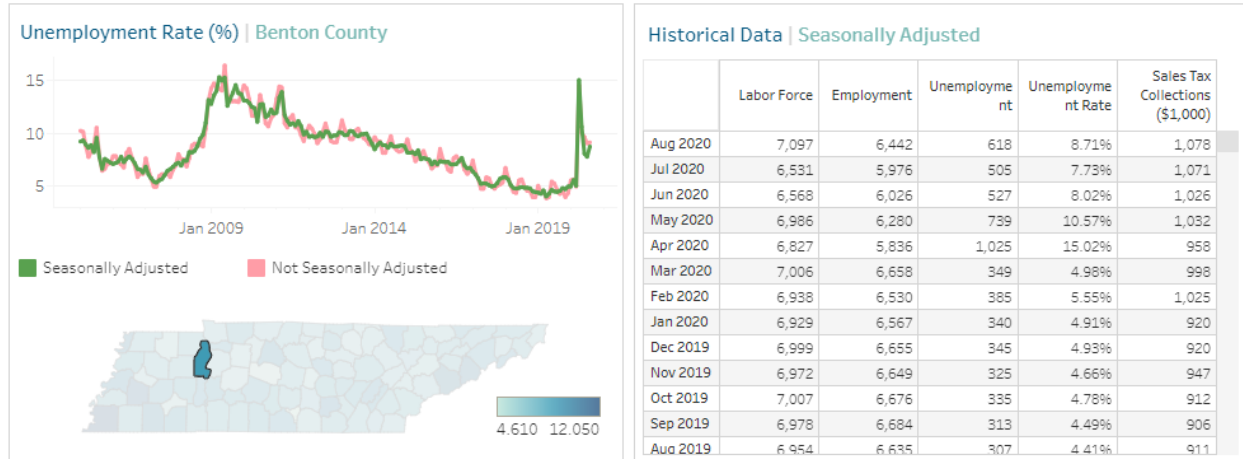
Tracking Tennessee's Economy research is conducted by Dr. Murat Arik, director of the Business and Economic Research Center at MTSU in partnership with the Tennessee Advisory Commission on Intergovernmental Relations.

Tennessee | August 2020

Indicator	Seasonal Adjustment	Current Month	Last Month	% Change over Month	Year Ago	% Change over Year
Labor force	Not Seasonally Adjusted	3,383,046.0	3,178,426.0	6.4	3,339,297.0	1.3
	Seasonally Adjusted	3,394,605.3	3,167,653.8	7.2	3,356,623.0	1.1
Total employment	Not Seasonally Adjusted	3,090,809.0	2,856,906.0	8.2	3,225,811.0	-4.2
	Seasonally Adjusted	3,121,147.2	2,872,923.6	8.6	3,257,113.8	-4.2
Unemployment	Not Seasonally Adjusted	292,237.0	321,520.0	-9.1	113,486.0	157.5
	Seasonally Adjusted	280,773.9	277,030.1	1.4	109,243.5	157.0
Unemployment rate (%)	Not Seasonally Adjusted	8.6	10.1	-1.5	3.4	5.2
	Seasonally Adjusted	8.3	8.7	-0.5	3.3	5.0
Sales tax collections (thousand \$)	Not Seasonally Adjusted	857,715.4	877,086.2	-2.2	826,043.5	3.8
	Seasonally Adjusted	847,210.1	846,870.5	0.0	819,797.3	3.3
Single-family housing permits	Not Seasonally Adjusted	3,192.0	3,261.0	-2.1	2,944.0	8.4
	Seasonally Adjusted	2,746.4	3,147.9	-12.8	2,538.2	8.2
Total housing permits	Not Seasonally Adjusted	5,181.0	5,636.0	-8.1	3,943.0	31.4
	Seasonally Adjusted	4,484.3	5,249.2	-14.6	3,415.3	31.3
Nonfarm employment	Not Seasonally Adjusted	2,978,900.0	2,939,300.0	1.3	3,125,600.0	-4.7
	Seasonally Adjusted	2,988,607.1	2,983,114.7	0.2	3,136,635.8	-4.7
Average weekly hours	Not Seasonally Adjusted	35.6	35.1	1.4	35.3	0.8
	Seasonally Adjusted	35.6	35.0	1.5	35.3	0.8
Average hourly earnings (\$)	Not Seasonally Adjusted	25.3	24.8	1.9	24.2	4.4
	Seasonally Adjusted	25.3	24.9	1.8	24.2	4.3

[TACIR BY BERC](https://www.mtsu.edu/tacir/) | [HTTPS://WWW.MTSU.EDU/TACIR/](https://www.mtsu.edu/tacir/) | LAST UPDATED AUGUST 2020

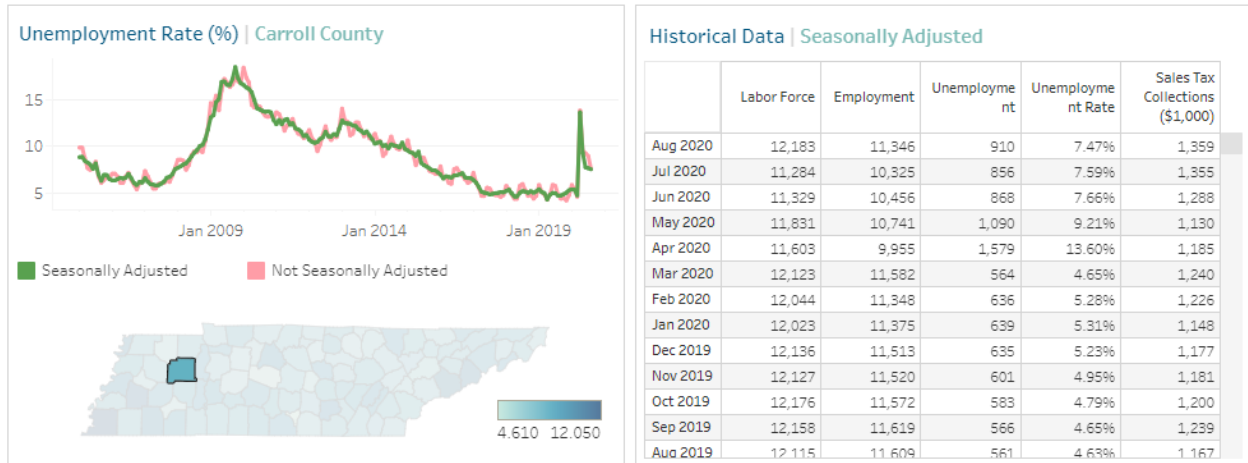
BENTON COUNTY



Benton County August 2020						
Indicator	Seasonal Adjustment	Current Month	Last Month	% Change over Month	Year Ago	% Change over Year
Labor Force	Not Seasonally Adjusted	7,080.0	6,419.0	10.3	6,930.0	2.2
	Seasonally Adjusted	7,097.3	6,531.2	8.7	6,953.8	2.1
Employment	Not Seasonally Adjusted	6,434.0	5,841.0	10.2	6,612.0	-2.7
	Seasonally Adjusted	6,442.0	5,975.8	7.8	6,635.3	-2.9
Unemployment Rate (%)	Not Seasonally Adjusted	9.1	9.0	0.1	4.6	4.5
	Seasonally Adjusted	8.7	7.7	1.0	4.4	4.3
Unemployment	Not Seasonally Adjusted	646.0	578.0	11.8	318.0	103.1
	Seasonally Adjusted	618.0	504.8	22.4	306.6	101.6
Sales Tax Collections (thousand \$)	Not Seasonally Adjusted	1,147.8	1,192.4	-3.7	966.0	18.8
	Seasonally Adjusted	1,077.6	1,070.9	0.6	911.4	18.2

TACIR BY BERC | [HTTPS://WWW.MTSU.EDU/TACIR/](https://www.mtsu.edu/tacir/) | LAST UPDATED AUGUST 2020

CARROLL COUNTY

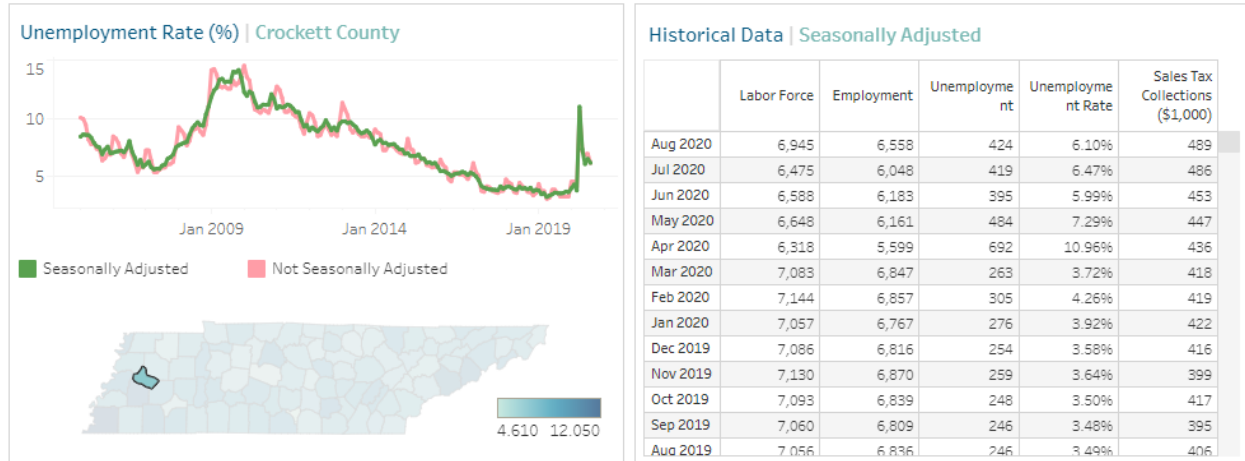


Carroll County | August 2020

Indicator	Seasonal Adjustment	Current Month	Last Month	% Change over Month	Year Ago	% Change over Year
Labor Force	Not Seasonally Adjusted	12,088.0	11,202.0	7.9	12,011.0	0.6
	Seasonally Adjusted	12,183.0	11,284.0	8.0	12,114.7	0.6
Employment	Not Seasonally Adjusted	11,182.0	10,205.0	9.6	11,449.0	-2.3
	Seasonally Adjusted	11,345.9	10,324.7	9.9	11,609.0	-2.3
Unemployment Rate (%)	Not Seasonally Adjusted	7.5	8.9	-1.4	4.7	2.8
	Seasonally Adjusted	7.5	7.6	-0.1	4.6	2.8
Unemployment	Not Seasonally Adjusted	906.0	997.0	-9.1	562.0	61.2
	Seasonally Adjusted	910.2	856.0	6.3	561.2	62.2
Sales Tax Collections (thousand \$)	Not Seasonally Adjusted	1,385.3	1,429.2	-3.1	1,186.7	16.7
	Seasonally Adjusted	1,359.3	1,355.2	0.3	1,167.2	16.5

TACIR BY BERC | [HTTPS://WWW.MTSU.EDU/TACIR/](https://www.mtsu.edu/tacir/) | LAST UPDATED AUGUST 2020

CROCKETT COUNTY

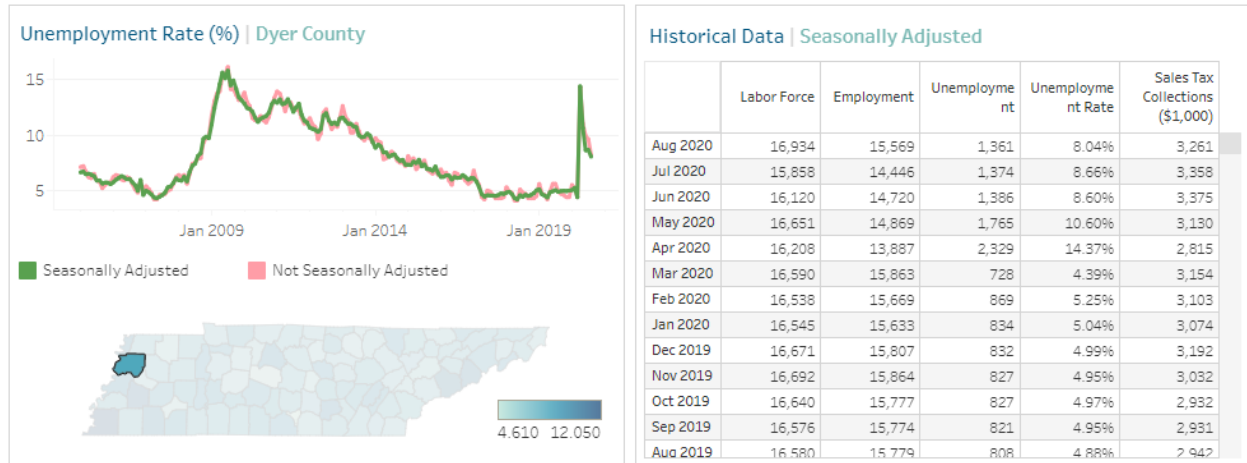


Crockett County | August 2020

Indicator	Seasonal Adjustment	Current Month	Last Month	% Change over Month	Year Ago	% Change over Year
Labor Force	Not Seasonally Adjusted	6,939.0	6,478.0	7.1	7,055.0	-1.6
	Seasonally Adjusted	6,945.0	6,475.3	7.3	7,055.8	-1.6
Employment	Not Seasonally Adjusted	6,519.0	6,029.0	8.1	6,811.0	-4.3
	Seasonally Adjusted	6,558.0	6,048.2	8.4	6,836.0	-4.1
Unemployment Rate (%)	Not Seasonally Adjusted	6.1	6.9	-0.8	3.5	2.6
	Seasonally Adjusted	6.1	6.5	-0.4	3.5	2.6
Unemployment	Not Seasonally Adjusted	420.0	449.0	-6.5	244.0	72.1
	Seasonally Adjusted	423.8	418.9	1.2	246.2	72.1
Sales Tax Collections (thousand \$)	Not Seasonally Adjusted	493.2	538.0	-8.3	406.6	21.3
	Seasonally Adjusted	488.6	486.1	0.5	406.2	20.3

TACIR BY BERC | [HTTPS://WWW.MTSU.EDU/TACIR/](https://www.mtsu.edu/tacir/) | LAST UPDATED AUGUST 2020

DYER COUNTY

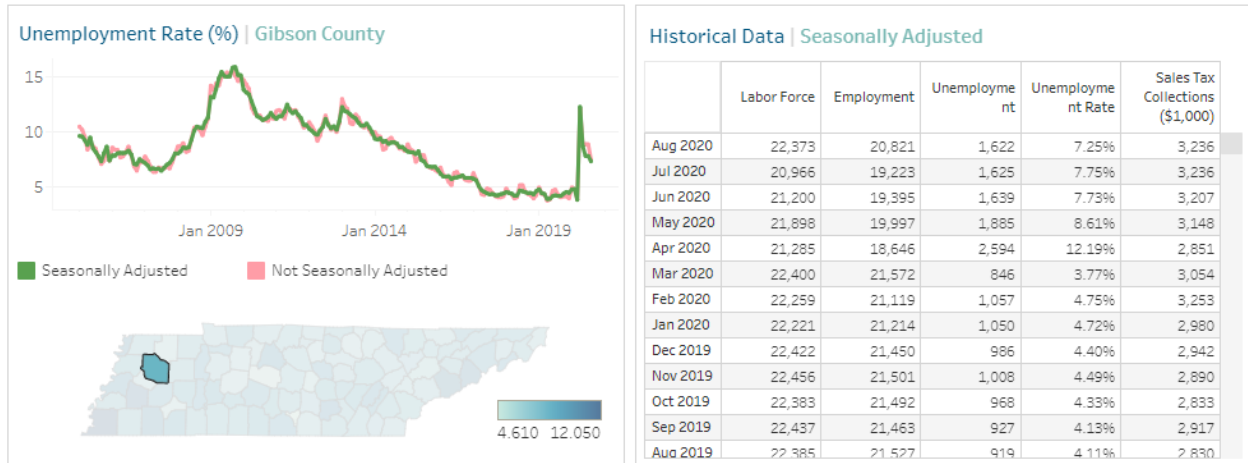


Dyer County | August 2020

Indicator	Seasonal Adjustment	Current Month	Last Month	% Change over Month	Year Ago	% Change over Year
Labor Force	Not Seasonally Adjusted	16,935.0	15,832.0	7.0	16,584.0	2.1
	Seasonally Adjusted	16,933.9	15,858.3	6.8	16,580.1	2.1
Employment	Not Seasonally Adjusted	15,554.0	14,307.0	8.7	15,764.0	-1.3
	Seasonally Adjusted	15,568.8	14,446.4	7.8	15,779.1	-1.3
Unemployment Rate (%)	Not Seasonally Adjusted	8.2	9.6	-1.4	4.9	3.3
	Seasonally Adjusted	8.0	8.7	-0.6	4.9	3.2
Unemployment	Not Seasonally Adjusted	1,381.0	1,525.0	-9.4	820.0	68.4
	Seasonally Adjusted	1,361.2	1,374.1	-0.9	808.4	68.4
Sales Tax Collections (thousand \$)	Not Seasonally Adjusted	3,208.7	3,548.9	-9.6	2,897.7	10.7
	Seasonally Adjusted	3,261.0	3,357.7	-2.9	2,941.6	10.9

[TACIR BY BERC](https://www.mtsu.edu/tacir/) | [HTTPS://WWW.MTSU.EDU/TACIR/](https://www.mtsu.edu/tacir/) | LAST UPDATED AUGUST 2020

GIBSON COUNTY

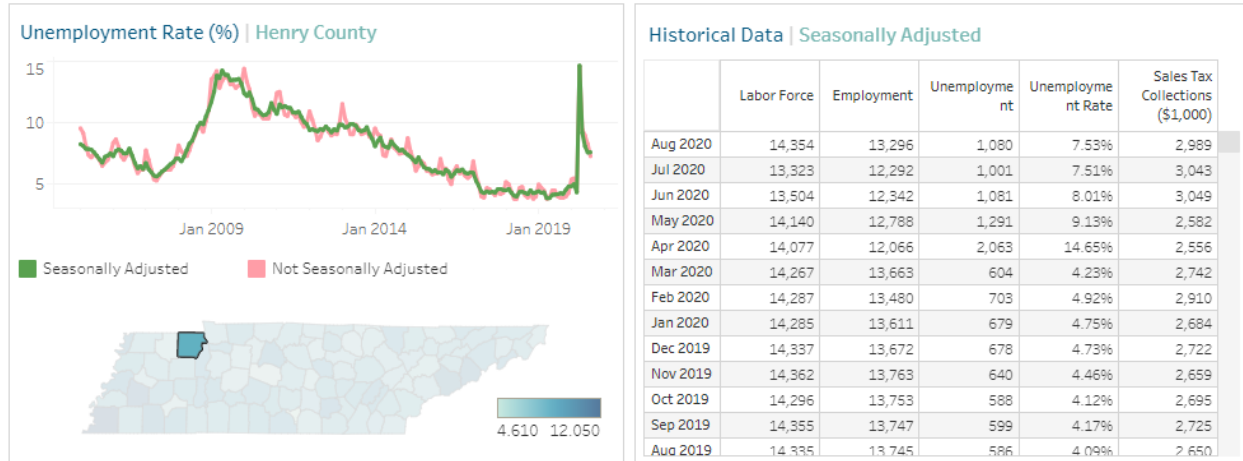


Gibson County | August 2020

Indicator	Seasonal Adjustment	Current Month	Last Month	% Change over Month	Year Ago	% Change over Year
Labor Force	Not Seasonally Adjusted	22,366.0	20,890.0	7.1	22,367.0	0.0
	Seasonally Adjusted	22,373.0	20,965.9	6.7	22,384.6	-0.1
Employment	Not Seasonally Adjusted	20,705.0	19,057.0	8.6	21,427.0	-3.4
	Seasonally Adjusted	20,820.9	19,223.4	8.3	21,526.7	-3.3
Unemployment Rate (%)	Not Seasonally Adjusted	7.4	8.8	-1.4	4.2	3.2
	Seasonally Adjusted	7.2	7.8	-0.5	4.1	3.1
Unemployment	Not Seasonally Adjusted	1,661.0	1,833.0	-9.4	940.0	76.7
	Seasonally Adjusted	1,621.6	1,625.4	-0.2	919.0	76.5
Sales Tax Collections (thousand \$)	Not Seasonally Adjusted	3,251.5	3,472.4	-6.4	2,838.7	14.5
	Seasonally Adjusted	3,235.9	3,236.0	0.0	2,830.2	14.3

TACIR BY BERC | [HTTPS://WWW.MTSU.EDU/TACIR/](https://www.mtsu.edu/tacir/) | LAST UPDATED AUGUST 2020

HENRY COUNTY



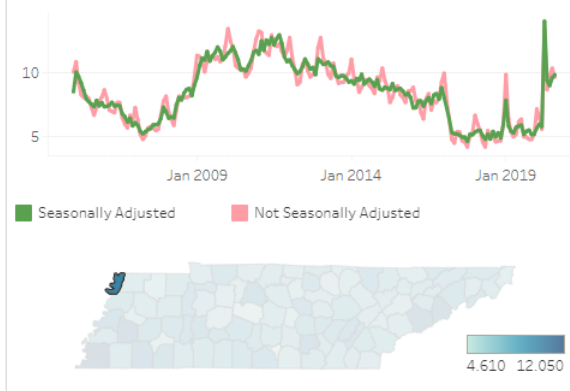
Henry County | August 2020

Indicator	Seasonal Adjustment	Current Month	Last Month	% Change over Month	Year Ago	% Change over Year
Labor Force	Not Seasonally Adjusted	14,420.0	13,344.0	8.1	14,408.0	0.1
	Seasonally Adjusted	14,354.2	13,322.9	7.7	14,335.5	0.1
Employment	Not Seasonally Adjusted	13,387.0	12,248.0	9.3	13,844.0	-3.3
	Seasonally Adjusted	13,296.5	12,292.0	8.2	13,744.5	-3.3
Unemployment Rate (%)	Not Seasonally Adjusted	7.2	8.2	-1.0	3.9	3.3
	Seasonally Adjusted	7.5	7.5	0.0	4.1	3.4
Unemployment	Not Seasonally Adjusted	1,033.0	1,096.0	-5.7	564.0	83.2
	Seasonally Adjusted	1,080.2	1,000.7	7.9	586.1	84.3
Sales Tax Collections (thousand \$)	Not Seasonally Adjusted	3,137.9	3,439.4	-8.8	2,768.7	13.3
	Seasonally Adjusted	2,989.2	3,043.1	-1.8	2,650.5	12.8

TACIR BY BERC | [HTTPS://WWW.MTSU.EDU/TACIR/](https://www.mtsu.edu/tacir/) | LAST UPDATED AUGUST 2020

LAKE COUNTY

Unemployment Rate (%) | Lake County



Historical Data | Seasonally Adjusted

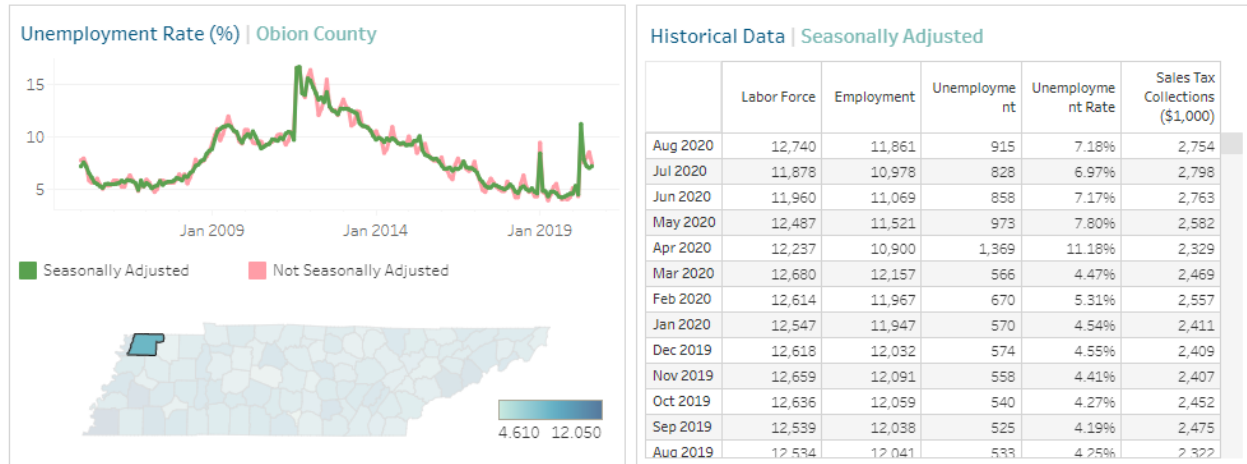
	Labor Force	Employment	Unemployment	Unemployment Rate	Sales Tax Collections (\$1,000)
Aug 2020	1,790	1,616	175	9.78%	157
Jul 2020	1,661	1,499	158	9.54%	156
Jun 2020	1,695	1,545	151	8.92%	138
May 2020	1,751	1,594	164	9.34%	126
Apr 2020	1,731	1,500	242	13.99%	132
Mar 2020	1,747	1,645	100	5.71%	140
Feb 2020	1,757	1,645	104	5.90%	140
Jan 2020	1,755	1,646	98	5.60%	134
Dec 2019	1,748	1,659	89	5.11%	133
Nov 2019	1,773	1,681	90	5.07%	130
Oct 2019	1,773	1,680	96	5.44%	134
Sep 2019	1,760	1,670	94	5.34%	146
Aug 2019	1,760	1,670	90	5.09%	142

Lake County | August 2020

Indicator	Seasonal Adjustment	Current Month	Last Month	% Change over Month	Year Ago	% Change over Year
Labor Force	Not Seasonally Adjusted	1,790.0	1,641.0	9.1	1,763.0	1.5
	Seasonally Adjusted	1,789.8	1,660.6	7.8	1,759.6	1.7
Employment	Not Seasonally Adjusted	1,619.0	1,472.0	10.0	1,676.0	-3.4
	Seasonally Adjusted	1,616.0	1,499.2	7.8	1,670.0	-3.2
Unemployment Rate (%)	Not Seasonally Adjusted	9.6	10.3	-0.7	4.9	4.7
	Seasonally Adjusted	9.8	9.5	0.2	5.1	4.7
Unemployment	Not Seasonally Adjusted	171.0	169.0	1.2	87.0	96.6
	Seasonally Adjusted	175.1	158.4	10.6	89.6	95.4
Sales Tax Collections (thousand \$)	Not Seasonally Adjusted	152.3	172.8	-11.8	136.8	11.4
	Seasonally Adjusted	157.1	155.7	0.9	142.0	10.7

TACIR BY BERC | [HTTPS://WWW.MTSU.EDU/TACIR/](https://www.mtsu.edu/tacir/) | LAST UPDATED AUGUST 2020

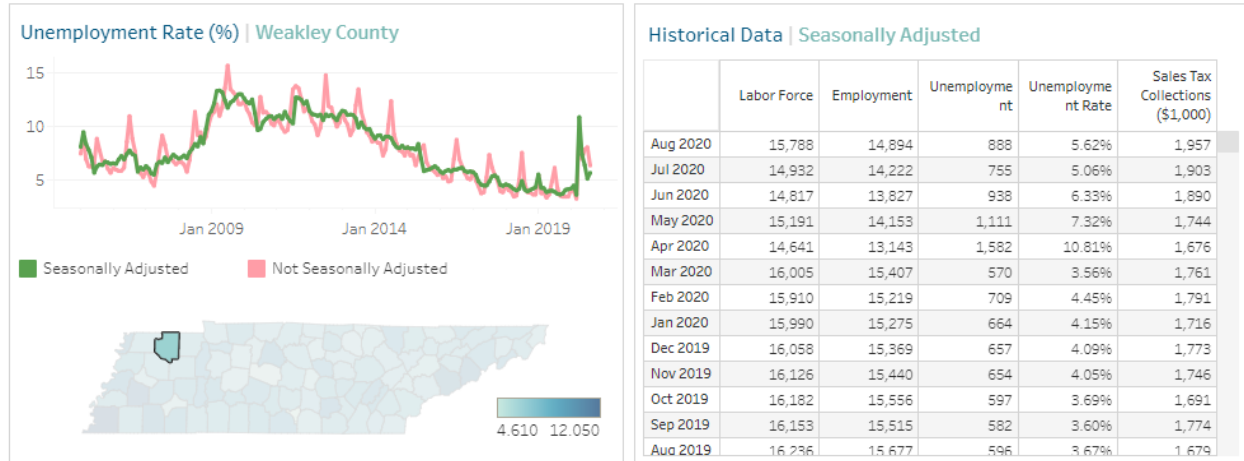
OBION COUNTY



Obion County August 2020						
Indicator	Seasonal Adjustment	Current Month	Last Month	% Change over Month	Year Ago	% Change over Year
Labor Force	Not Seasonally Adjusted	12,744.0	11,890.0	7.2	12,536.0	1.7
	Seasonally Adjusted	12,740.2	11,877.6	7.3	12,534.2	1.6
Employment	Not Seasonally Adjusted	11,795.0	10,885.0	8.4	11,983.0	-1.6
	Seasonally Adjusted	11,861.4	10,978.3	8.0	12,041.2	-1.5
Unemployment Rate (%)	Not Seasonally Adjusted	7.4	8.5	-1.1	4.4	3.0
	Seasonally Adjusted	7.2	7.0	0.2	4.2	2.9
Unemployment	Not Seasonally Adjusted	949.0	1,005.0	-5.6	553.0	71.6
	Seasonally Adjusted	914.7	827.8	10.5	532.6	71.8
Sales Tax Collections (thousand \$)	Not Seasonally Adjusted	2,769.6	3,041.4	-8.9	2,325.5	19.1
	Seasonally Adjusted	2,754.2	2,798.0	-1.6	2,322.2	18.6


TACIR BY BERC | [HTTPS://WWW.MTSU.EDU/TACIR/](https://www.mtsu.edu/tacir/) | LAST UPDATED AUGUST 2020

WEAKLEY COUNTY



Weakley County August 2020						
Indicator	Seasonal Adjustment	Current Month	Last Month	% Change over Month	Year Ago	% Change over Year
Labor Force	Not Seasonally Adjusted	15,617.0	14,167.0	10.2	16,053.0	-2.7
	Seasonally Adjusted	15,788.0	14,932.5	5.7	16,235.5	-2.8
Employment	Not Seasonally Adjusted	14,631.0	13,031.0	12.3	15,384.0	-4.9
	Seasonally Adjusted	14,893.7	14,222.5	4.7	15,676.6	-5.0
Unemployment Rate (%)	Not Seasonally Adjusted	6.3	8.0	-1.7	4.2	2.1
	Seasonally Adjusted	5.6	5.1	0.6	3.7	2.0
Unemployment	Not Seasonally Adjusted	986.0	1,136.0	-13.2	669.0	47.4
	Seasonally Adjusted	888.0	755.2	17.6	595.6	49.1
Sales Tax Collections (thousand \$)	Not Seasonally Adjusted	1,909.4	1,962.8	-2.7	1,630.0	17.1
	Seasonally Adjusted	1,957.3	1,903.0	2.8	1,678.9	16.6

TACIR BY BERC | WWW.MTSU.EDU/TACIR/ | LAST UPDATED AUGUST 2020



NORTHWEST TENNESSEE INFRASTRUCTURE NEEDS LIST

The Public Infrastructure Needs Inventory (PINI) is compiled by NWTDD for the Tennessee Advisory Commission on Intergovernmental Relations (TACIR) through surveys and interviews of elected officials, utility district professionals, transportation experts, and local school administrators.

The PINI is a living document that tracks the annual progress and documents additional public infrastructure project needs within the development district.

County: Benton			Active Projects			
Project Type	Owner	Project Name	FY Start/End	Location	Project Cde.	Est. Cost
Fire Protection	Benton County	EOC County Emergency Operations Center	2020 / 2021	Benton County Industrial Park	0020794	\$1,400,000
Law Enforcement	Benton County	Enhancements to Sheriff's Department Building	2020 / 2021	116 S. Rosemary Avenue	0020792	\$750,000
New Public Schools	Benton County	Benton County Adult High School	2021 / 2022	On current school property in Camden	0012564	\$200,000
Public Buildings	Benton County	Farmer's Market/Ag Center Complex	2021 / 2023	South Forrest Avenue/Extension Street	0020793	\$3,000,000
Public Buildings	Benton County	Senior Citizen Center Renovations	2022 / 2023	119 Cole Avenue	0020796	\$150,000
Public Buildings	Benton County	Courthouse Annex	2021 / 2022	Downtown Camden Court Square	0020798	\$650,000
Public Buildings	Benton County	Courthouse Restructuring	2022 / 2024	Downtown Court Square	0020799	\$1,500,000
Recreation	Benton County	TRRD Recreational Events Complex	2022 / 2023	Eva Lake Access Road	0020795	\$3,000,000
Transportation	Big Sandy	Sidewalks	2021 / 2023	Hwy. 69A	0020791	\$450,000
Transportation	Camden	Sidewalk Project	2019 / 2022	Highway 69A	0020797	\$450,000
Water and Wastewater	Big Sandy	Sewer Project	2020 / 2022	city wide and a few resident to outside city limits	0020790	\$1,500,000
Water and Wastewater	Camden	Sewer Rehab	2019 / 2020	city wide	0011557	\$9,000,000
Water and Wastewater	Camden	Water System Rehab	2020 / 2022	All over the city	0013437	\$5,000,000
Water and Wastewater	Camden	New Water Plant	2021 / 2023	182 Natchez Trace Road	0020803	\$10,000,000
County: Benton			Active Projects	Total	\$37,050,000	

PINI Project Summary - RCIP

County: Carroll			Active Projects			
Project Type	Owner	Project Name	FY Start/End	Location	Project Cde.	Est. Cost
Fire Protection	Bruceton	New fire hydrants	2020 / 2022	Northside of Hwy 70 in two locations	NW093006	\$100,000
Fire Protection	McKenzie	Auxillary Fire Station	2020 / 2022	to be determined	0010718	\$300,000
Industrial Sites and Parks	Huntingdon	Site Development	2018 / 2020	Huntingdon Industrial Park, Hwy.22 S	0020179	\$257,462
Other Facilities	McKenzie	Street Department Building	2020 / 2022	Locust Street	0010720	\$375,000
Public Buildings	Clarksburg	City Hall Expansion	2019 / 2021	65 Clarksburg Road	0021097	\$147,000
Public Buildings	McKenzie	City Hall Annex	2020 / 2022	Cedar Street	0009505	\$1,500,000
Recreation	Bruceton	Walking Track Improvements	2020 / 2022	Bruceton Memorial Park	0020856	\$80,000
Recreation	Carroll County Watershed Authority	Walking Trail	2018 / 2020	Boyd's Landing Road	0020177	\$500,000
Recreation	McKenzie	Park Renovations	2018 / 2020	Mulberry Street, Liberty Lane, Stonewall Street	0020180	\$120,000
Recreation	McKenzie	Pickle Courts and Tennis Courts	2020 / 2022	Near Bethel College	NW093026	\$500,000
Storm Water	McKenzie	Storm Water Control and Sidewalks	2019 / 2021	Main Street South	0010719	\$443,275
Transportation	Atwood	Sidewalks	2022 / 2025	city wide	0020786	\$250,000
Transportation	Bruceton	Safer School Zone	2021 / 2023	Broad Street	0020857	\$75,000
Transportation	McKenzie	New Sidewalks	2019 / 2021	Cedar Street	0020819	\$990,000
Transportation	McKenzie	New Sidewalks and Bike Lanes	2020 / 2022	Hwy.79	0020820	\$990,000
Water and Wastewater	Atwood	Sewer Repairs	2020 / 2022	city wide	0020787	\$350,000
Water and Wastewater	Hollow Rock	Water System Improvements	2020 / 2022	City wide	0016434	\$364,000
Water and Wastewater	Huntingdon	Sewer System Improvements	2018 / 2020	Hwy 22 Bypass and Williams Street	0020178	\$336,000
Water and Wastewater	McKenzie	Water Tank Replacement	2019 / 2020	Site has not been determined but is within the city limits	0009504	\$500,000
Water and Wastewater	McLemoresville	Water Line Extension	2020 / 2022	three sides of town	0001528	\$375,000
County: Carroll			Active Projects		Total	\$8,552,737

PINI Project Summary - RCIP

County: Crockett			Active Projects			
Project Type	Owner	Project Name	FY Start/End	Location	Project Cde.	Est. Cost
Community Development	Gadsden	Community Center Renovation	2020 / 2022	High St.	NW173011	\$500,000
Public Buildings	Bells	Bells Theater Renovation Project	2017 / 2021	Downtown	0019412	\$995,757
Public Buildings	Crockett County	Renovate county buildings	2021 / 2026	Alamo	0021006	\$500,000
Public Buildings	Gadsden	Fire Station/City Hall	2020 / 2022	High Street	NW171025	\$200,000
Recreation	Alamo	Park Project	2020 / 2022	Site has not been determined	0011581	\$1,000,000
Recreation	Alamo	Walking Trail Extension	2020 / 2022	Around City Park	NW171023	\$100,000
Recreation	Maury City	City Park Improvements	2021 / 2022	City Park	0021077	\$75,000
Recreation	Maury City	Splash Pad	2020 / 2021	City Park	0021078	\$150,000
Water and Wastewater	Alamo	Water System Improvements	2018 / 2020	947 Hwy. 54	0020135	\$404,000
Water and Wastewater	Bells	Water System Improvements	2020 / 2022	city wide	0011589	\$343,725
Water and Wastewater	Gadsden	Water System Improvements	2020 / 2022	City wide	0016422	\$279,001
Water and Wastewater	Gadsden	City Sewer System - City Wide	2020 / 2022	City Wide	NW171016	\$2,000,000
County: Crockett Active Projects					Total	\$6,547,483

County: Dyer			Active Projects			
Project Type	Owner	Project Name	FY Start/End	Location	Project Cde.	Est. Cost
Community Development	Dyer County	Civic Center	2020 / 2022	at the fairgrounds	0016380	\$21,000,000
Fire Protection	Dyersburg	New fire station construction	2020 / 2022	Lake Road	NW231030	\$1,000,000
Fire Protection	Trimble	Fire Department	2020 / 2022	Within city limits but the site is not determined	NW233014	\$50,000
Law Enforcement	Dyer County	Women's Re-Entry Program	2020 / 2023	Cedar Street	0020896	\$750,000
Libraries, Museums, and Historic Sites	Newbern	Library Upgrades	2020 / 2024	downtown on Main Street	0020912	\$500,000
Libraries, Museums, and Historic Sites	Newbern	Depot Renovations	2020 / 2021	108 Jefferson Street	0020913	\$100,000
Other Facilities	Dyersburg	Public Works Building Expansion	2020 / 2022	Hwy 51S, Next to the Wastewater Treatment Plant	NW231009	\$750,000
Public Buildings	Dyer County	Downtown Revitalization	2019 / 2020	115 W. Market Street	0001441	\$300,000
Public Buildings	Dyer County	County Annex Building	2018 / 2020	205 West Market Street	0016381	\$450,000
Public Buildings	Dyer County	Lighting Retrofit	2019 / 2020	Different areas of Dyersburg	0016382	\$200,000
Public Buildings	Dyer County	General Session Court Expansion	2020 / 2022	Court Square Downtown	0020897	\$150,000
Public Buildings	Newbern	City Hall Building	2021 / 2023	103 Jefferson Street	0020908	\$2,000,000
Recreation	Dyer County	Dyer County Park Renovations	2020 / 2022	At the Dyer County Park which is near the fairgrounds	0016379	\$150,000
Recreation	Dyer County	Pocket Park	2019 / 2020	100 West Cedar Street	0020898	\$55,000
Recreation	Dyersburg	Park Enhancement	2016 / 2020	South part of town	0018463	\$4,200,000
Recreation	Newbern	Park Improvements	2021 / 2023	Newbern City Park	0020909	\$200,000
Recreation	Newbern	Park Upgrades and Improvements	2021 / 2023	Oakview Recreation Park	0020910	\$500,000
Transportation	Dyersburg	Street Reconstruction	2020 / 2022	Mall Blvd.	0016384	\$2,500,000
Transportation	Newbern	New Sidewalks	2019 / 2021	Hwy 77 from McDonalds to Foodrite	0020906	\$700,000
Transportation	Newbern	Downtown Sidewalk Project	2019 / 2022	Main Street downtown	0020907	\$486,720
Transportation	Newbern	Sidewalk Rehab	2021 / 2022	West Main Street	0020911	\$200,000
Water and Wastewater	Dyersburg	Wastewater Treatment Plan Rehab - Phase III	2020 / 2022	Current Wastewater Treatment Plant	0013424	\$1,800,000
Water and Wastewater	Dyersburg	Sewer Rehab	2016 / 2020	East Dyersburg	0013428	\$3,000,000
Water and Wastewater	Dyersburg	Sewer Rehab	2020 / 2022	The older sections of the city	0016383	\$2,000,000
Water and Wastewater	Trimble	Rural Water on Eastwood Drive and Hwy 89	2020 / 2022	Eastwood Drive and HWY 89	NW233000	\$150,000
County: Dyer Active Projects					Total	\$43,191,720

County: Gibson			Active Projects			
Project Type	Owner	Project Name	FY Start/End	Location	Project Cde.	Est. Cost
Community Development	Bradford	Senior Citizens Center	2020 / 2022	East Main Street	0011507	\$500,000
Fire Protection	Bradford	EMS/Fire Station	2020 / 2022	Center of community	0011506	\$300,000
Fire Protection	Milan	Fire Station	2020 / 2022	At fire station #2	NW273050	\$1,000,000
Law Enforcement	Dyer	Police Department	2020 / 2022	downtown area	0011585	\$150,000
Libraries, Museums, and Historic Sites	Humboldt	Library Expansion	2020 / 2022	Downtown	0018457	\$400,000
Other Facilities	Dyer	Public Building Rehab	2020 / 2022	Water plant, sewer plant, and fire department	0011584	\$100,000
Recreation	Gibson	City Park	2020 / 2022	Hwy. 79	NW273021	\$150,000
Recreation	Humboldt	Pavilion Project	2020 / 2022	downtown area	0017259	\$200,000
Recreation	Humboldt	City-Wide Park Improvements	2020 / 2022	All public parks	0021102	\$996,750
Recreation	Milan	Park Improvements	2020 / 2022	Milan City Park	0011509	\$200,000
Recreation	Rutherford	Park Upgrade	2020 / 2022	City Park	NW273045	\$100,000
Recreation	Trenton	Park Renovations	2020 / 2022	Shady Acres Park	0011575	\$400,000
Storm Water	Bradford	Creek Rehab	2020 / 2022	Bradford Creek runs throughout the town	0011505	\$150,000
Storm Water	Bradford	Drainage Improvements	2020 / 2022	Meadow Brook Drive and Old Highway 45	NW273033	\$150,000
Transportation	Gibson	Sidewalks	2020 / 2022	City Wide	NW271035	\$200,000
Transportation	Milan	Sidewalk Rehab	2020 / 2022	various areas of city	0011510	\$200,000
Transportation	Milan	Bike Route	2020 / 2022	Hwy. 45 and Hwy. 79	0011511	\$150,000
Transportation	TN Dept. of Transportation	Milan Bypass	2020 / 2022	around the east side of Milan	0013442	\$7,000,000
Transportation	Trenton	Street Project	2020 / 2022	High Street, Lexington Street, and Church Street	0011574	\$1,800,000
Transportation	Trenton	Sidewalk Replacement	2020 / 2022	College Street	0011576	\$500,000
Water and Wastewater	Bradford	Water Line Rehab	2020 / 2022	Woodrow and Cross Streets	NW273039	\$500,000
Water and Wastewater	Dyer	Water and Sewer Line Extension	2020 / 2022	Industrial Park	NW273008	\$750,000
Water and Wastewater	Dyer	Water Line Replacement	2020 / 2022	City wide	NW273009	\$750,000
Water and Wastewater	Gibson	Sewer Main Extension	2020 / 2022	1600 feet east of White Rose, 3000 feet north of Gibson Cemetery Road, 1500 feet of 70/79 Hwy West/South	0001609	\$60,000
Water and Wastewater	Gibson	Sewer Line Extension - City-Wide	2020 / 2022	City Wide	NW271036	\$500,000

PINI Project Summary - RCIP

County: Gibson			Active Projects			
Project Type	Owner	Project Name	FY Start/End	Location	Project Cde.	Est. Cost
Water and Wastewater	Gibson	Water Line Extension	2020 / 2022	city wide	NW273019	\$50,000
Water and Wastewater	Humboldt	Gibson County Industrial Park Improvements	2018 / 2020	Hwy. 45W	0020136	\$500,000
Water and Wastewater	Rutherford	Clear Well Replacement	2017 / 2020	Water Treatment Plant	0016430	\$1,160,032
Water and Wastewater	Rutherford	Water Treatment Plant	2020 / 2022	City Wide	NW273004	\$150,000
Water and Wastewater	Rutherford	Sewer Upgrade	2020 / 2022	North end of town	NW273044	\$160,000
County: Gibson			Active Projects		Total	\$19,226,782

PINI Project Summary - RCIP

County: Henry			Active Projects			
Project Type	Owner	Project Name	FY Start/End	Location	Project Cde.	Est. Cost
Industrial Sites and Parks	Henry County	Industrial Park	2016 / 2021	on old American Colloid site on Russell Street	0011517	\$1,300,000
Recreation	Paris	Splash Pad Project	2018 / 2020	Maurice Fields Drive	0020163	\$1,700,000
Recreation	Paris	Eiffel Tower Enhancement	2018 / 2020	Eiffel Tower Park	0021054	\$56,000
School-System-wide	Henry County	School Bus Garage/Maintenance Facility	2021 / 2022	Paris	0018460	\$2,400,000
Transportation	Henry County	Rehab Apron and Medivac Area	2019 / 2023	Airport 1949 Diggs Road	0021060	\$600,000
Transportation	Henry County	Rehab Fuel Apron	2019 / 2023	Airport 1949 Diggs Road	0021061	\$70,000
Transportation	Henry County	Fuel System Upgrade	2019 / 2021	Airport 1949 Diggs Road	0021062	\$225,000
Transportation	Henry County	Medivac Area Project	2019 / 2021	Airport 1949 Diggs Road	0021063	\$300,000
Transportation	Henry County	Land Acquisition	2020 / 2023	Airport 1949 Diggs Road	0021064	\$425,000
Transportation	Paris	Signalization and Safety	2021 / 2022	city-wide	0021055	\$600,000
Transportation	Paris	Fairground Sidewalks	2020 / 2022	Fairgrounds Road and Royal Oak Road	0021056	\$1,200,000
Transportation	Paris	School Sidewalks	2018 / 2021	Wilson and Patriot Streets	0021057	\$1,000,000
Water and Wastewater	Northeast Henry Co Utility District	Water System Rehab	2020 / 2022	Rison Street area	0013444	\$153,050
Water and Wastewater	Northwest Henry Co Utility Dt	Water System Improvements	2020 / 2022	Osage	0011560	\$184,916
Water and Wastewater	Paris	Water Treatment Plant	2018 / 2020	Seymore Drive	0020162	\$8,200,000
Water and Wastewater	Puryear	Water System Improvements	2020 / 2022	city wide	0020865	\$250,000
Water and Wastewater	Puryear	Sewer Improvements	2020 / 2022	city wide	0020866	\$200,000
County: Henry Active Projects					Total	\$18,863,966

PINI Project Summary - RCIP

County: Lake			Active Projects			
Project Type	Owner	Project Name	FY Start/End	Location	Project Cde.	Est. Cost
Community Development	Lake County	Community Center	2020 / 2022	Cedar Street	0016403	\$300,000
Law Enforcement	Lake County	RAMP Facility	2020 / 2022	Church Street	0020915	\$200,000
Post-secondary Education	Lake County	TCAT Center	2020 / 2024	Site not determined	0020914	\$200,000
Public Buildings	Lake County	Energy Efficiency Project	2019 / 2020	all schools and all county owned buildings	0016404	\$1,500,000
Public Buildings	Ridgely	Civic Center Renovation	2021 / 2023	101 Main Street	0020804	\$250,000
Storm Water	Ridgely	Stormwater Drainage	2020 / 2022	Entire City	NW481007	\$150,000
Transportation	Ridgely	Sidewalk Construction	2020 / 2022	various areas in Ridgely	NW481017	\$100,000
Water and Wastewater	Ridgely	Sewer Line Extension	2020 / 2022	South Ridgely	NW481020	\$200,000
Water and Wastewater	Ridgely	Lagoon Renovation	2018 / 2020	Existing lagoon	NW481021	\$507,925
County: Lake			Active Projects	Total	\$3,407,925	

PINI Project Summary - RCIP

County: Obion			Active Projects			
Project Type	Owner	Project Name	FY Start/End	Location	Project Cde.	Est. Cost
Industrial Sites and Parks	Union City	Northwest TN Regional Industrial Park Improvements	2018 / 2020	Greenfield Drive	0020121	\$500,000
Law Enforcement	Hornbeak	Tornado Sirens	2020 / 2022	city wide	0020767	\$50,000
Public Buildings	Hornbeak	Rehab. Of Town Hall	2020 / 2022	Current City Hall and Police Services Building on Hwy. 21	NW661018	\$200,000
Recreation	Kenton	Splash Pad	2021 / 2023	downtown off Main Street	0020747	\$150,000
Recreation	Kenton	Park Improvements	2021 / 2025	City Park	0020748	\$250,000
Recreation	Rives	Park Improvements	2021 / 2023	Rives City Park	0020733	\$75,000
Recreation	South Fulton	Park Additions	2020 / 2024	Near city hall	0020891	\$100,000
Recreation	South Fulton	Farmers Market	2020 / 2022	Near city hall	0020892	\$150,000
Recreation	Troy	Park Renovations	2022 / 2025	Troy Town Square	0020770	\$700,000
Recreation	Troy	Trojan Park Renovations	2019 / 2020	Trojan Park	0020771	\$426,102
Recreation	Union City	Graham Park Renovations	2017 / 2020	Graham Park	0019429	\$1,049,888
Recreation	Union City	Park Project	2019 / 2022	Graham Park	0020761	\$902,350
Recreation	Union City	Community Playground	2022 / 2023	Graham Park	0020765	\$500,000
Recreation	Union City	Splash Pad and Skate Park	2016 / 2020	Old pool location	NW663040	\$1,060,000
Recreation	Woodland Mills	Dog Park	2020 / 2022	City park	0020744	\$75,000
Recreation	Woodland Mills	Park Project	2020 / 2022	City Park	NW663022	\$50,000
School-System-wide	Union City	School Bus Service Building	2021 / 2022	1308 High School Drive	0009933	\$192,000
Storm Water	Rives	Culvert Project	2019 / 2021	Rives to Hwy. 45	NW663024	\$221,000
Storm Water	Samburg	Stormwater Drainage Project and Black Top Streets	2019 / 2020	City-Wide	NW661016	\$140,654
Transportation	Hornbeak	Street Renovation	2021 / 2025	city wide	0020766	\$800,000
Transportation	Hornbeak	Sidewalk project	2020 / 2022	Downtown	NW663014	\$158,219
Transportation	Obion County	Airport Hangar	2019 / 2022	Everett-Stewart Regional Airport	0020768	\$400,000
Transportation	Rives	Sidewalk Rehab	2021 / 2023	city wide	0020734	\$150,000
Transportation	Union City	Road Reconstruction	2018 / 2020	W. Bransford and Jackson St., So. 3rd St. and Nevell St. to W. Florida St.	0011502	\$790,600
Water and Wastewater	Kenton	Sewer Line Extension	2020 / 2022	Highway 45N and Mirella Road	0011586	\$200,000
Water and Wastewater	Kenton	Sanitary Sewer Improvements	2020 / 2022	city wide	0020749	\$386,149
Water and Wastewater	South Fulton	Sewer System Rehab	2018 / 2021	Taylor Street	0020120	\$2,004,000

PINI Project Summary - RCIP

County: Weakley			Active Projects			
Project Type	Owner	Project Name	FY Start/End	Location	Project Cde.	Est. Cost
Fire Protection	Dresden	New Fire Station	2020 / 2023	Hillcrest Street	0020732	\$750,000
Industrial Sites and Parks	Greenfield	Industrial Site Preparation - Excavation	2020 / 2022	30 Acres North of The Current Industrial Site and 17 Acres on The Southside	NW921002	\$500,000
Libraries, Museums, and Historic Sites	Martin	New Library	2019 / 2021	Intersection of Lindell Street and University Street	0018454	\$7,000,000
Public Buildings	Gleason	City Hall Addition	2020 / 2022	current City Hall	0011520	\$300,000
Public Buildings	Gleason	Safe House	2020 / 2025	somewhere in the center of town	0020731	\$200,000
Public Buildings	Weakley County	Lighting Project	2018 / 2020	in all county buildings	0011514	\$344,000
Public Buildings	Weakley County	Elevator Replacement	2018 / 2021	Weakley County Courthouse on court square in Dresden	0019402	\$350,000
Public Buildings	Weakley County	County Maintenance Facility	2019 / 2021	County Maintenance Road	0020527	\$3,500,000
Public Buildings	Weakley County	Courthouse HVAC	2019 / 2021	Courthouse Square in downtown Dresden	0020528	\$1,300,000
Public Buildings	Weakley County	Safe House and Community Center	2020 / 2022	Hwy.22 on campus of elementary and middle school	0020529	\$4,000,000
Recreation	Dresden	Park Upgrade	2020 / 2022	City Park	NW923028	\$100,000
Recreation	Greenfield	Park Upgrades	2020 / 2022	Evergreen Street Extended	NW923030	\$750,000
Storm Water	Greenfield	Stormwater Ditch Adjacent to Highland St. - Renovation	2020 / 2022	Adjacent to Highland Street	NW921004	\$1,000,000
Transportation	Greenfield	New Recreation Park Road	2021 / 2023	Callins Rd.	NW921006	\$75,000
Water and Wastewater	Greenfield	Water and Sewer Line Extension	2020 / 2022	Hwy. 45 N.	0011512	\$500,000
Water and Wastewater	Greenfield	Sewer Project	2020 / 2021	city wide	NW923016	\$1,000,000
Water and Wastewater	Greenfield	Water Line Replacement	2019 / 2020	Evergreen Street, East Main Street, and Akien Street	NW923017	\$300,000
Water and Wastewater	Martin	AMR/AMI System	2017 / 2021	city wide	0019404	\$292,360
Water and Wastewater	Sharon	New Well	2020 / 2021	Mill Street	0021079	\$582,140
Water and Wastewater	Sharon	Well Rehab	2022 / 2023	city wide	0021090	\$300,000
County: Weakley Active Projects					Total	\$23,143,500